
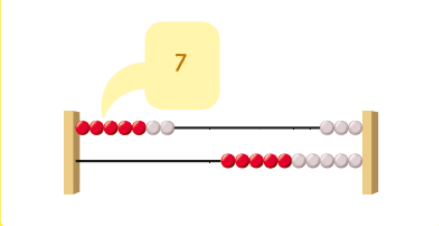


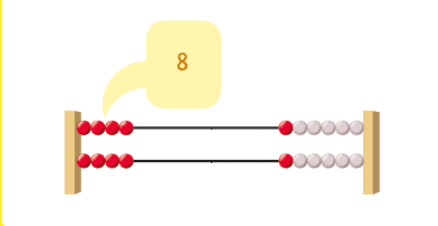
DOEL 1 • je oefent hoeveelheden tot en met 10 opzetten en aflezen op het rekenrek.

HULP






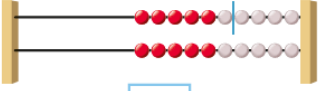
7



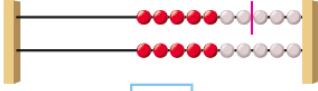
8

1 zet een streep.

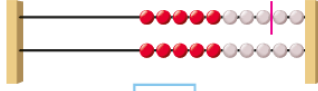




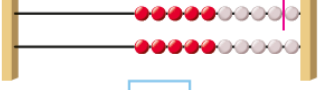
6



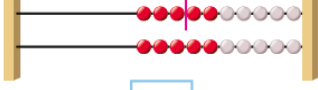
7



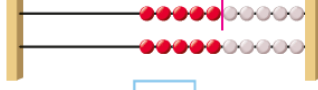
8



9







3




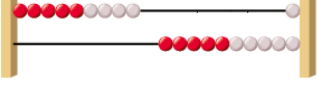
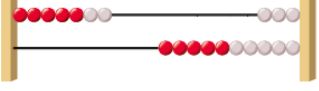
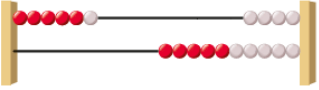
5

2 hoeveel?



III I

(Note: Lines connect the hands to the 5-bead abacus, the eggs to the 10-bead abacus, the crayons to the 7-bead abacus, and the tally to the 6-bead abacus.)

GA VERDER →

3



hoeveel?

4



hoeveel?

KLAAR!